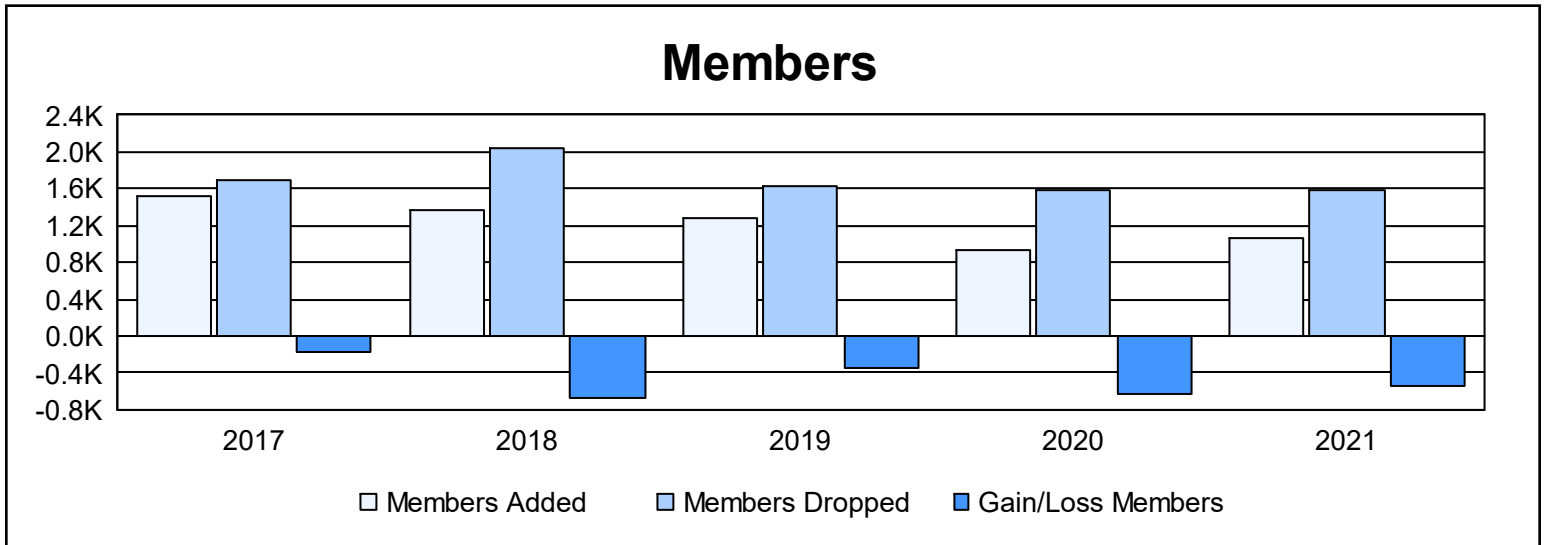
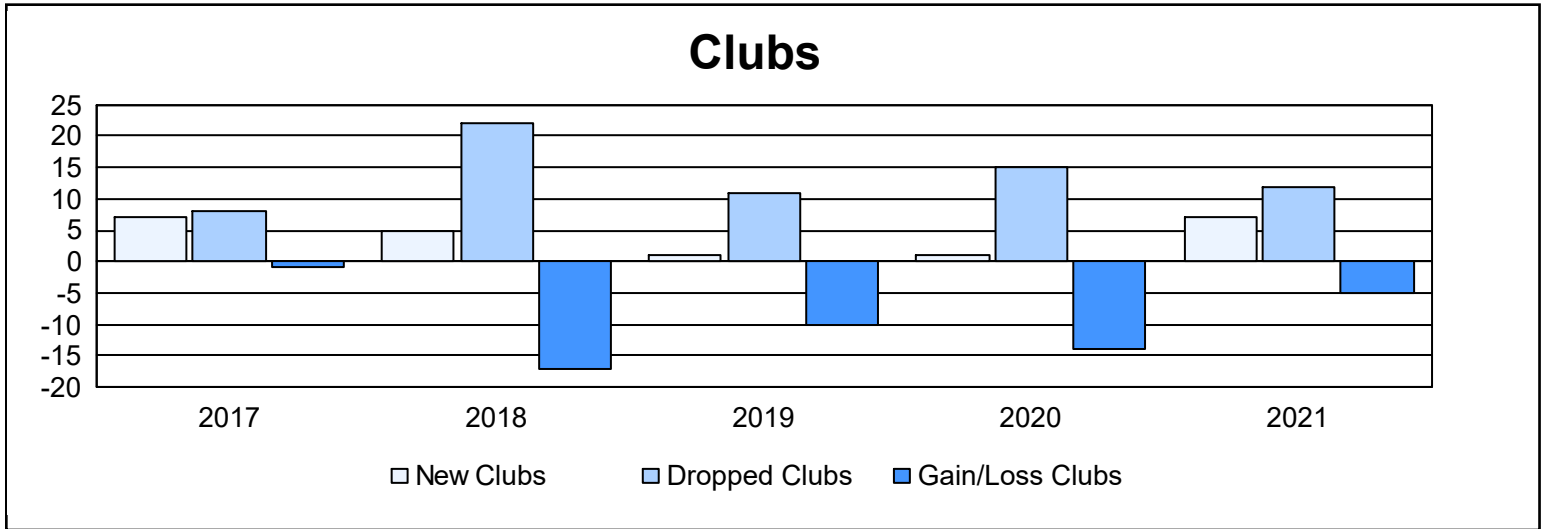
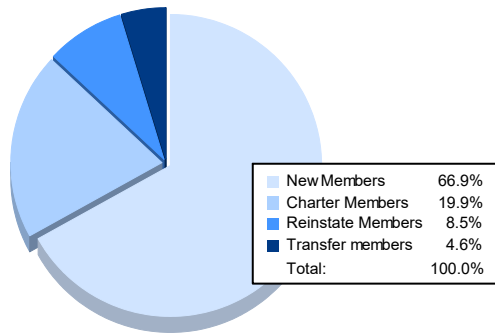


Year	New Clubs	Dropped Clubs	Gain/ Loss Clubs	New Members	Charter Members	Reinstate Members	Transfer Members	Total Member Added	Total Members Dropped	Gain/ Loss Members
2016-2017	7	8	-1	1,170	190	97	61	1,518	1,688	-170
2017-2018	5	22	-17	1,087	153	80	56	1,376	2,041	-665
2018-2019	1	11	-10	1,077	46	97	63	1,283	1,623	-340
2019-2020	1	15	-14	811	34	50	48	943	1,580	-637
2020-2021	7	12	-5	709	211	90	49	1,059	1,592	-533
<b>Average</b>	<b>4</b>	<b>14</b>	<b>-9</b>	<b>971</b>	<b>127</b>	<b>83</b>	<b>55</b>	<b>1,236</b>	<b>1,705</b>	<b>-469</b>



### Membership Composition June 2021 Cumulative



### Gender Composition June 2021 Cumulative

